







These are exciting times at Skeeter. While we are proud of the fact that many of our products have become industry standards, that's not enough for us. We're always driven to create a better fishing experience. This means constantly innovating, refining, and improving on the foundation we've built since 1948. It means new designs, new materials, and, ultimately, new ways to make each day on the water the best you've ever had.

Let me briefly touch on two examples of our most recent innovations. The all new FXR series is one of our biggest stories this year. We engineered it from the ground up in hopes of creating a boat that will change the way anglers fish and make their time on the water even more productive.

The other big news is the latest addition to our SX family, the SX2550. With two options available, the SX2550 Fish and the SX2550 Family, this is not only the largest bay boat we manufacture, but also one of the most diverse. We loaded both options with features, and left plenty of room for customization.

In 2019, we were also honored to be included in the 2019 Progressive® Insurance Minneapolis Boat Show® Innovation Awards for the introduction of our WX2200, the biggest Deep-V we've ever produced.

The boats in the 2020 catalog represent more than 70 years of experience, knowledge, and innovation. With more than 300 employees committed to reaching new heights, we feel confident that the products we bring to market represent our continued dedication to excellence, and that you and your family will reap the benefits of our efforts as you find joy on the water.

Sincerely,

Jeff Stone

Sr. Vice President/General Manager, Skeeter Products, Inc.



OUR PASSION IS BUILDING SUPERIOR FISHING BOATS.

No other boat manufacturer boasts the rich history and heritage of Skeeter.

For over seven decades, generations of anglers have trusted Skeeter for their best fishing memories. Our production process uses advanced manufacturing techniques and materials, many of which were first used in aerospace applications. Skeeter's X-Treme and EX-Cell composite construction ensure a smooth, dry, and safe trip to your favorite fishing hole.

Eat. Sleep. Fish.

1975

FIRST V-BOTTOM BOAT

Skeeter introduces the first V-bottom bass boat and sets a new standard in boating performance, bringing high performance and gaining popularity in the then-fledgling bass circuits.

1996

YAMAHA

Skeeter is acquired by Yamaha Boat Company, teaming our innovative designs with the most technologically advanced outboard engine company in the world.

1948

HOLMES THURMOND

In 1948, the first Skeeter Bass Boat, believed to be the first bass boat ever, is built by Holmes Thurmond in Shreveport, Louisiana.

1983

COLEMAN

The Coleman Company, already famous for their camping equipment, purchased Skeeter and our Fish 'n' Ski series was launched. That year, we also introduced the first SX bass model, beginning a line of boats that's become the choice of thousands of fishermen.

2000s

TORQUE TRANSFER SYSTEM

With the introduction of an all new Torque Transfer Transom, we set the industry precedent for modern construction.

1950s

FIRST TO USE FIBERGLASS IN BOATS

We introduce fiberglass into our boats' construction, making it possible for more sizes and styles of boats to be produced in larger numbers, while maintaining the quality we are known for.

1990

FIRST DEEP-V BOAT

Our line of Deep-V boats achieved greater recognition when the walleye model took the triple crown at Angler of the Year in all three major walleye professional tour circuits.

2010

THE FX SERIES

Breaking barriers and building the dream of a bass boat all others are measured against lead to the introduction of Skeeter's FX Series. This line-up of the FX20 and FX21 redefined the standard for the tournament angler, providing a competitive edge on the water.



2020 REDEFINING THE STANDARD.

INTRODUCING THE REVOLUTIONARY

FX^R
SERIES



1961

STEMCO MARINE

Ben Cook, co-founder of Stemco Corporation, acquires Skeeter patent rights and moved the plant to Longview, Texas. During the mid-60s, we saw greater demand for bigger boats, more horsepower, and greater control at high speeds.

1992

THE ZX SERIES AND FIRST BAY BOAT

Our innovative ZX series is unveiled, combining a level of performance and set of features never seen before. It became and is still the #1 selling line in Skeeter history.

2017

SKEETER BUILT® TRAILERS

We open a 43,000 square foot facility in Kilgore, Texas, enabling us to build our own high-quality, innovative, Skeeter Built® trailers in-house.





THE NEW STANDARD HAS ARRIVED.

Advanced design concepts and hundreds of hours of testing bring you the ultimate bass boat, with lighter and stronger components and a whole new level of fishability. Stability and maneuverability you expect, with styling and innovation that will take your breath away. You feel good driving it. You look good riding in it. You perform better because of it.



A WHOLE NEW LEVEL OF PERFORMANCE.

ENGINEERING AND PERFORMANCE UPDATES

Hull and structural components: New hull meticulously CAD-designed and extensively R&D and performance-tested. We also increased the deadrise and modified the pad for a smoother ride. Casting decks are bigger and the cockpit area wider, thanks to increased length and a wider beam.

Weight reduction: We manufactured the boat with lighter materials without sacrificing strength by developing refined composite materials and redesigning structural components throughout. While we were at it, we redesigned the torque transfer system, mounting plates, and deck lids. Overall, you get premium performance and maximized handling.

DESIGN AND STYLING UPDATES

Coloring: We've created 12 new color package options – 4 in the APEX lineup and 8 in the LIMITED lineup, all with new style lines, 3D accents, and surface flaring for a unique visual look. You also get solid TriTec, solid gel with accents, and tri-color with pins.

Seating and Comfort: We redesigned the seats for increased comfort and sportier styling. That includes adding bolstering, a bold new upholstery design, and flared headrest grab handles. You'll also find a new step on the Skeeter Built® FXR trailer.

FXR SERIES EXPANDED LAYOUT

If bigger means better, these boats are some of the best. We've added more space from bow to stern so you have more room to move about when you're after those fish.

1 PRONOUNCED BOW

We've bumped up the size of the bow by 18" at the bow panel and added 5" of width at the trolling motor recess.

2 LARGER BOW CASTING DECK

Casting decks are wider, with more space between seats. Plus, we've added 10% more room at the Rod Staze.

3 WIDER, ROOMIER COCKPIT

More room in the cockpit for easier walk-through, an extra step or two of width on the interior beam. Wider step down from the deck, too.

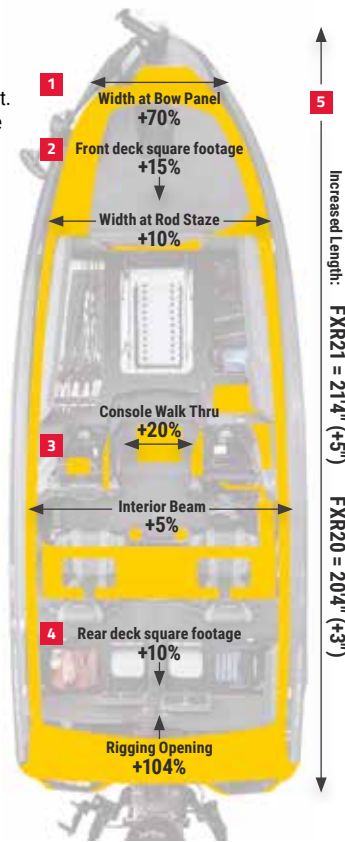
4 LARGER REAR DECK AND EXPANDED RIGGING

Rear deck enlarged by 10% and the rigging opening is more than double the previous size.

5 INCREASED LENGTH

We've added a few more inches of overall length to make the FXR series sit more comfortably in the water and glide across it more smoothly.

● = EXPANDED AREAS IN NEW FXR SERIES DESIGN VS. PREVIOUS MODELS



FXR SERIES CONSTRUCTION

A ALUMINUM LIDS AND DECK GRID SYSTEM

Aluminum structure provides superior support and strength, with all aluminum lids that close tightly and lock securely. This system eliminates gel coat cracking around the storage compartments and will not flex, bend, or squeak.

B FULL FLEX BOLSTERED PERFORMANCE SEATING

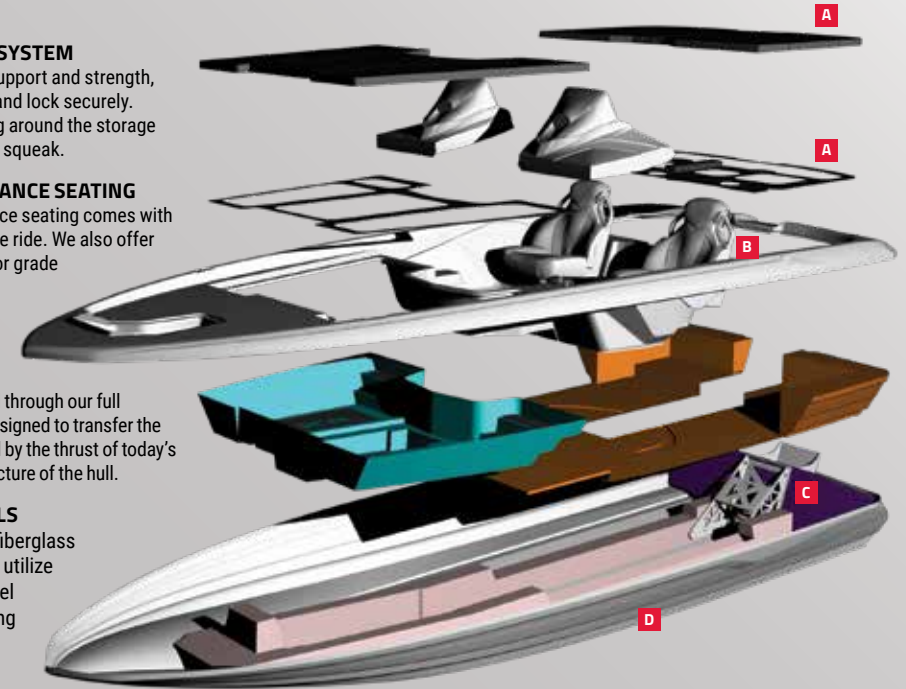
Our all new full flex bolstered performance seating comes with a suspension ride for a more comfortable ride. We also offer Syntec® and Spradling® premium exterior grade leather touch vinyl material.

C TORQUE TRANSFER SYSTEM

This revolutionary system, exclusive to Skeeter, is constructed of high-test aircraft grade structural aluminum bolted through our full width, EX-Cel composite transom. It is designed to transfer the tremendous energy and stress developed by the thrust of today's high torque outboards to the bottom structure of the hull.

D STRONG EX-CEL COMPOSITE HULLS

For some of the industry's strongest fiberglass hulls: the transom, stringers and floor utilize aerospace derivatives known as EX-Cel composites, which provide outstanding strength and durability. Unlike our competitors, we only use foam for flotation and build the strength into our extra thick hull and deck sides using our unmatched fiberglass lamination process.



LAYERED DIAGRAM REPRESENTS ALL FXR SERIES MODELS

FXR SERIES FEATURES



Wider cockpit with more room between seats and wider step down from deck.



Built-in passenger side rod organizer with Rod Staze™ to keep rods secure.



All new Skeeter® FXR Series exclusive aluminum seat back plate.



Oversized bilge compartment. Split-lid design and raised battery shelf for easy maintenance access.



Removable, modular tackle storage. Trays hold six Flambeau® 5007 size boxes each.



Wider bow design. Gimbal mounted Humminbird® Helix® 12 CHIRP MEGA SI.



Custom brushed aluminum plates. Keep wires organized and free from binding.



Aggressive hull styling with 3-D accenting and style lines reflecting Skeeter heritage.



New Skeeter® branded Rod Staze™ with stainless steel hook and latch.



Performance designed seats with raised sides and added bolstering for comfort and style.

UNIQUELY DESIGNED FOR STRENGTH AND RELIABILITY.

Innovation drives us to build the ultimate fishing machine for you. Our world-class team of designers and engineers strive for perfection. With input from our dealers, customers and staff of professional anglers, our pursuit is on-going to maximize your fishing experience! Skeeter boats are **ENGINEERED LIKE NO OTHER™**. Here are some really good reasons why:



SKEETER HULL CHARACTERISTICS

Skeeter has forever led the way in producing the most advanced boats money can buy. Our dedication to performance has set the bar year after year. We have always sourced the best engineers, whose forward thinking designs have made us who we are today. The longest running bass boat company in the world. Period. We started it, we led it, and now we are ready to take you to a whole new level of engineering.

- A Strakes:** Angled cuts along the chines provide lift and act as a rail, deflecting water as it smooths the ride and eliminates chine walking.
- B Concave Hull Sections:** These concave hull sections deliver control and comfort, even in the roughest conditions by deflecting large volumes of water down and away from the driver and passengers.
- C Reverse Chines:** Adding another layer, the reverse chines deflect any additional water passing over the running surface.
- D Running Surface:** The aggressive area of the hull combines the center pad and the inner strakes to give Skeeter the smoothest, driest ride in the industry.
- E Center Pad:** The heart of the running surface where width, angle and height are precisely engineered to deliver the best combination of speed, handling and load-carrying capability.

CONSTANT CURVATURE PRINCIPLE

A distinguishing design feature of the Skeeter hull is the constant curvature of the boat from bow to stern. With the widest point just forward of the console, every Skeeter boat has a high buoyancy coefficient. This prevents the bow from dropping down in large waves thus ensuring a soft, dry ride. This also allows for a larger front casting deck and oversized storage. With the deck gunwale designed to intersect the hull at three angles, increased strength and rigidity prevent damage caused by dock or timber impact.

- F Turning Chines:** These important performance features limit the amount of heel the boat will experience during mid to high speed turns to keep you in control.
- G Water Flow Foil (Setback):** Allows water flowing under the boat to quickly rise and cover the prop while a minimal amount of hull remains in the water, reducing drag.
- H Sponsons:** Water flowing up from the setback pushes the sponsons up and gets the boat quickly on plane. At rest, they act as pontoons that allow you to walk from side to side without rocking the boat.

NO CHINE WALKING

Skeeter was the first in the industry to develop the sponson hull capability concept and the V-hull pad design. Our boats are fast and nimble, but we never sacrifice safety. Our boats are built to give you maximum control, even in the harshest conditions.

STABILITY

Whether on plane, idling or trolling along through your favorite fishing hole, our sponson and wide hull design provides the stability you expect. As a result, Skeeter has been recognized for "Excellence in Customer Satisfaction for Fiberglass Bass Boat" by CSI for 19 consecutive years!

WIDTH MATTERS

Our Deep-V hull along with reverse chines, keeps your ride smooth and dry. As the widest point of the hull is its middle, we take precision handling even further, locking the hull to the water with bite.

FASTER HOLE SHOT

With over 70 years of hull design experience, Skeeter has mastered the hole shot. Our hull setback position pushes the right amount of water to the prop, providing the perfect amount of lift, while reducing drag.

TESTED & APPROVED

From our lab to the plant floor, from the trailer to the water, our boats are exposed to rigorous research, development and testing. Your Skeeter boat will always meet or exceed stringent internal and industry certifications.

MANEUVERABILITY

As part of NMMA® industry standards, all Skeeter models are put through the maneuverability test. By accelerating the boat to its maximum speed, and then turning 180 degrees with no change in settings, the boat passes the test by completing a 90 degree change in direction without the driver losing confidence in his or her ability to maintain control.



As we strive for continuous improvement across the board, Skeeter is building all of our trailers in our 43,000 square-foot facility in Kilgore, Texas. Skeeter Built® Trailers come with an **exclusive limited lifetime warranty**. Each trailer is fabricated and welded using a multi-step, quality approach process, which includes washing and prepping for painting, priming, Tuff Coat application and pin striping. While your Skeeter boat provides a smooth ride on the

SKEETER BUILT®

PERFORMANCE TRAILERS



water, our Skeeter Built® Trailers with torsion spring axles offer a smooth ride on the road. Our brake system, composite fenders (FXR Series), and Vault wheel hubs are built for function and style. Brakes on all axles provide additional safety and control when towing your boat. Our digital wheel and axle alignment technology gives you an added peace of mind. This vertical integration also gives us more flexibility, more customization, and more innovation!

YAMAHA POWER

For those ready for a whole new game. For years, tournament anglers championed the two stroke, sacrificing fuel economy and power for performance. That is until Yamaha unleashed the world's first 4.2L Super High Output four stroke outboard. The four stroke V MAX SHO® offers all the advantages of a two stroke in a clean burning, fuel efficient four stroke. The Yamaha-Skeeter combination provides the level of performance that anglers have always wanted.



Lightest Weight in Class

34 pounds light, with no lighter equivalent-horsepower production V6 bass outboard out there, including two strokes.

Acceleration and Top Speed

Advanced sensor technology allows maximum safe ignition timing, outperforming popular two stroke models for hole shot and top speed.

Better Cooler/ Straighter Tracking

Our design provides straighter tracking, increased cooling capacity, and efficiency.

Powerful Charging

With 46 amps of total alternator power at 1,000 rpm and a full 50 amps from 2,500-6,000 rpm, V MAX SHO® outboards offer the kind of charging power needed for today's on-board electronics.

OVER 20 YEARS WITH



**"If you are going to make it,
make it the very best there is."**

– Genichi Kawakami, *Yamaha Motor's first president.*

From the beginnings of Yamaha Motor Corporation in 1953, the stage was set for success through a vision of innovation. Only a few years before that, Holmes Thurmond built the first bass boat, designed upon many of the very characteristics of today's bass boats – stability, shallow draft, room for tackle and gear and easy movement around the inside of the boat. His boat was dubbed a "Skeeter," because of its long, needle-shaped nose that resembled a mosquito. These two joined forces in 1996, when

Yamaha Motor Corporation purchased Skeeter. Throughout the past 20+ years, Skeeter has introduced the next generation of bass boats, including the FXR and ZX Series. These boats have also served as the platform for Yamaha's four-stroke SHO engine technology – combining a powerhouse in boating and fishing. Along the way Yamaha motors have been keeping the Skeeter bass boat ahead of the pack with unmatched performance and reliability.

RECORDS ARE MADE TO BE BROKEN. WE LOVE BREAKING THEM.

For the 19th consecutive time, Skeeter has been recognized by the National Marine Manufacturers Association® (NMMA®) CSI program for "Excellence in Customer Satisfaction for Fiberglass Boats." The Marine Industry CSI Program honors companies that maintain a customer satisfaction rating of 90 percent or higher. Proof that our focus stays on you. What does this mean to you, our customer? It's a testament of our dedication to building the best quality product while providing excellent sales and service throughout your experience as a Skeeter boat owner. Your comments and suggestions enable Skeeter to provide continuous improvements, thereby enhancing your confidence that Skeeter and its dealers will remain your fishing partner for life.



Our Warranty
is Second to None*



LIMITED
LIFETIME
WARRANTY

- Limited Lifetime Structural Warranty
- 10 Year Limited Transferable Structural Warranty
- 3 Year Limited Component Warranty

** Warranty Compared Against Three of Our Leading Competitors*

- Skeeter offers the original retail purchaser a Structural Warranty that covers any major structural defects in the material or workmanship, for the duration of the ownership.
- Unlike most companies, **the Structural Warranty may also be transferred to the second owner for a full 10 years from the first retail purchase date.**
- Skeeter also offers a Component Warranty to the first retail purchaser, where certain factory-installed parts are covered for up to three years from the date of purchase. The Component Warranty may not be transferred to a second owner and is subject to limitations outlined in the 2020 Skeeter Fiberglass Limited Warranty.

For complete details, terms and conditions,
visit: SkeeterBoats.com



All Skeeter boats have been certified by the National Marine Manufacturers Association®, and meet all United States Coast Guard and American Boat & Yacht Council requirements.



To our national and international dealers and distributors—
WE THANK YOU
FOR BEING A PART OF THE SKEETER FAMILY.

INTERNATIONAL APPEAL—LOCAL ROOTS

With 139 dealers in 39 states and international dealers and distributors in Canada, Japan, Mexico and South Africa, you're never far from your local Skeeter representative. Where there's water, you'll likely find Skeeter nearby.





FXR
SERIES

INTRODUCING THE REVOLUTIONARY FXR SERIES.

ALL NEW FOR 2020 FROM SKEETER.

Everything you've been wanting in a boat is right here. Nothing but top of the line, standard equipment, and out the door for less than you'd think. No one puts more into engineering, design, performance, or fishability than us, so no one will get more out of this boat than you.

FXR21 APEX

FXR20 APEX

FXR21 LIMITED

FXR20 LIMITED

FXR21

FXR20



BOATS SHOWN IN PHOTOGRAPHS MAY INCLUDE ADDITIONAL
FEATURES NOT INCLUDED IN THE AVAILABLE LIST OF OPTIONS.



LENGTH ON TRAILER (TOWING LENGTH)	28' 2"
LENGTH ON TRAILER W/MOTOR IN TOWING POSITION & SWING-AWAY TONGUE FOLDED	25' 4"
LENGTH ON TRAILER W/MOTOR TRIMMED VERTICAL & SWING-AWAY TONGUE FOLDED (SHORTEST LENGTH OF PKG)	24' 5"

WIDTH ON TRAILER	102"
BOAT LENGTH	21' 4"
BEAM	97"
ENGINE SHAFT LENGTH	20"
INTERIOR DEPTH (AT CONSOLE)	21"

DRAFT	17"
MAX. HEIGHT ON TRAILER (STD. BOAT PACKAGE)	83" (90" w/PP)
STD. BOAT WEIGHT	2,275 lbs.



CAN THE BEST GET BETTER? SEE FOR YOURSELF.

We practically started from scratch. We redesigned components to make them lighter, increased performance, and finished it off with a tri-tech metallic gel coat that'll make it look as good as it feels.

MAX. HORSEPOWER	250 HP
MAX. WEIGHT	1,530 lbs.
MAX. PERSONS	5 person / 737 lbs.
FUEL CAPACITY	48 gals.



FXR21 APEX

STANDARD FEATURES

- 1. Minn Kota® Ultrex® iPilot® Link 112 Trolling Motor:** Recessed pedal and Ultrex® 36V trolling motor with 45" shaft and 112 lbs. of thrust for quick maneuvering. Linked to Humminbird® Helix® 12 Electronics.
- 2. Transom Wiring Plate with Over Sized Clamshell:** Custom brushed aluminum wiring plates and an oversized clamshell keep wires organized and free from binding.
- 3. Lighted Push Button Switch Panel:** Take control of your boat with this redesigned switch panel, featuring a dimmer switch for those early morning runs.
- 4. Atlas® 12" Hydraulic Jack Plate:** Better speed, handling and fuel economy.
- 5. Shallow Water Anchor:** Two color-matched 8' Power-Pole® Blade® shallow water anchors.
- 6. All New Performance Designed Seats:** Full-flex, bolstered seating for maximum support and premium comfort. Custom grab handles add style and function.



BOATS SHOWN IN PHOTOGRAPHS MAY INCLUDE ADDITIONAL FEATURES NOT INCLUDED IN THE AVAILABLE LIST OF OPTIONS.

FOR BOAT OPTIONS AND COLORS, VISIT PAGES 38 AND 43.



LENGTH ON TRAILER (TOWING LENGTH)	27' 2"
LENGTH ON TRAILER W/MOTOR IN TOWING POSITION & SWING-AWAY TONGUE FOLDED	24' 4"
LENGTH ON TRAILER W/MOTOR TRIMMED VERTICAL & SWING-AWAY TONGUE FOLDED (SHORTEST LENGTH OF PKG)	23' 5"

WIDTH ON TRAILER	102"
BOAT LENGTH	20' 4"
BEAM	97"
ENGINE SHAFT LENGTH	20"
INTERIOR DEPTH (AT CONSOLE)	21"

DRAFT	17"
MAX. HEIGHT ON TRAILER (STD. BOAT PACKAGE)	83" (90" w/PP)
STD. BOAT WEIGHT	2,175 lbs.



OUR HIGHEST LEVEL BASS BOAT FOR NEXT LEVEL FISHING.

What others call optional, we've made standard. It's got everything you need and just about everything you could want. Plus, one of a kind paint finishes that set it apart.

MAX. HORSEPOWER	250 HP
MAX. WEIGHT	1,530 lbs.
MAX. PERSONS	5 person / 737 lbs.
FUEL CAPACITY	48 gals.



FXR20 APEX

STANDARD FEATURES

- 1. T&H Marine Loc-R-Bar®:** Keep your equipment secure. With stainless steel locking compression latches for total protection for all your essentials
- 2. Oversized, Split Lid Bilge Compartment:** All new over-sized bilge doors and a raised battery shelf for easy maintenance access.
- 3. All New Performance Designed Seats:** Full-flex, bolstered seating for maximum support and premium comfort. Custom grab handles add style and function.
- 4. Minn Kota® Ultrex® iPilot® Link 112 Trolling Motor:** Recessed pedal and Ultrex® 36V trolling motor with 45" shaft and 112 lbs. of thrust for quick maneuvering. Linked to Humminbird® Helix® 12 Electronics.
- 5. Atlas® 12" Hydraulic Jack Plate:** Better speed, handling and fuel economy.
- 6. Shallow Water Anchor:** Two color-matched 8' Power-Pole® Blade® shallow water anchors hold your boat steady to keep you on the fish.



BOATS SHOWN IN PHOTOGRAPHS
MAY INCLUDE ADDITIONAL
FEATURES NOT INCLUDED IN THE
AVAILABLE LIST OF OPTIONS.

FOR BOAT OPTIONS AND COLORS,
VISIT PAGES 38 AND 43.

FXR20 APEX



LENGTH ON TRAILER (TOWING LENGTH)	28' 2"
LENGTH ON TRAILER W/MOTOR IN TOWING POSITION & SWING-AWAY TONGUE FOLDED	25' 4"
LENGTH ON TRAILER W/MOTOR TRIMMED VERTICAL & SWING-AWAY TONGUE FOLDED (SHORTEST LENGTH OF PKG)	24' 5"

WIDTH ON TRAILER	102"
BOAT LENGTH	21' 4"
BEAM	97"
ENGINE SHAFT LENGTH	20"
INTERIOR DEPTH (AT CONSOLE)	21"

DRAFT	17"
MAX. HEIGHT ON TRAILER (STD. BOAT PACKAGE)	83" (90" w/PP)
STD. BOAT WEIGHT	2,275 lbs.



LIMITLESS INNOVATION. SHOW STOPPING STYLE.

Industry leading standard features. A world class ride, and styling and color packages you won't soon forget. The FXR21 LIMITED will change the way you imagine a bass boat.

MAX. HORSEPOWER	250 HP
MAX. WEIGHT	1,530 lbs.
MAX. PERSONS	5 person / 737 lbs.
FUEL CAPACITY	48 gals.



FXR21 LIMITED

STANDARD FEATURES

- All New Performance Designed Seats:** Full-flex, bolstered seating for maximum support and premium comfort. Custom grab handles add style and function.
- Removable Day Box:** Keep your tournament winning baits close. Featuring a new organizing tray designed for hooks, dyes, and weights.
- Exclusive Humminbird® Electronics:** Gimbal-mounted Helix® 12 CHIRP MEGA SI GPS w/ temp & Networking (Dash) and Helix® 12 CHIRP MEGA SI Capability GPS w/ temp & Networking (Bow).
- Minn Kota® Ultrex® 112 iPilot® Link Trolling Motor:** Recessed pedal for comfort and Ultrex® 36V trolling motor with 45" shaft and 112 lbs. of thrust.
- Oversized, Split Lid Bilge Compartment:** All new over-sized bilge doors and a raised battery shelf for easy maintenance access.
- Skeeter Built® FXR Touring Trailer:** Features a Fulton® F2™ 1600-lb. capacity winch with corrosion resistant frame and two-position handle.



FXR21 LIMITED



BOATS SHOWN IN PHOTOGRAPHS MAY INCLUDE ADDITIONAL FEATURES NOT INCLUDED IN THE AVAILABLE LIST OF OPTIONS.

FOR BOAT OPTIONS AND COLORS, VISIT PAGES 38 AND 43.



LENGTH ON TRAILER (TOWING LENGTH)	27' 2"
LENGTH ON TRAILER W/MOTOR IN TOWING POSITION & SWING-AWAY TONGUE FOLDED	24' 4"
LENGTH ON TRAILER W/MOTOR TRIMMED VERTICAL & SWING-AWAY TONGUE FOLDED (SHORTEST LENGTH OF PKG)	23' 5"

WIDTH ON TRAILER	102"
BOAT LENGTH	20' 4"
BEAM	97"
ENGINE SHAFT LENGTH	20"
INTERIOR DEPTH (AT CONSOLE)	21"

DRAFT	17"
MAX. HEIGHT ON TRAILER (STD. BOAT PACKAGE)	83" (90" w/PP)
STD. BOAT WEIGHT	2,175 lbs.



THE STANDARD FOR 20-FOOT BASS BOATS.

Dominates like a bigger boat in a size that gives it an edge in maneuverability. We've changed it all and it will change the way you fish.

MAX. HORSEPOWER	250 HP
MAX. WEIGHT	1,530 lbs.
MAX. PERSONS	5 person / 737 lbs.
FUEL CAPACITY	48 gals.



FXR20 LIMITED

STANDARD FEATURES

- 1. Minn Kota® Ultrex® iPilot® Link 112 Trolling Motor:** Recessed pedal and Ultrex® 36V trolling motor with 45" shaft and 112 lbs. of thrust for quick maneuvering. Linked to Humminbird® Helix® 12 Electronics.
- 2. Expanded Cockpit Area:** With glassed-in cup holders, integrated co-angler rod storage, and large center cooler, this cockpit is filled with functional features.
- 3. Removable Day Box:** Keep your tournament winning baits close. Featuring a new organizing tray designed for hooks, dyes, and weights.
- 4. Center Deck Tackle Storage Locker:** Padded gel-coat lockers with LED lighting. Ample storage for a dozen standard utility boxes and a net secured to the lid.
- 5. Color Matching:** Turn some heads with color matched Power-Pole® Blade® shallow water anchors, console pin stripe, interior deck, seating and custom decals.
- 6. Skeeter Built® FXR Touring Trailer:** Features a Fulton® F2™ 1600-lb. capacity winch with corrosion resistant frame and two-position handle.



FXR20 LIMITED



BOATS SHOWN IN PHOTOGRAPHS MAY INCLUDE ADDITIONAL FEATURES NOT INCLUDED IN THE AVAILABLE LIST OF OPTIONS.

FOR BOAT OPTIONS AND COLORS, VISIT PAGES 38 AND 43.



	FXR21	FXR20
LENGTH ON TRAILER (TOWING LENGTH)	28' 2"	27' 2"
LENGTH ON TRAILER W/MOTOR IN TOWING POSITION & SWING-AWAY TONGUE FOLDED	25' 4"	24' 4"
LENGTH ON TRAILER W/MOTOR TRIMMED VERTICAL & SWING-AWAY TONGUE FOLDED (SHORTEST LENGTH OF PKG)	24' 5"	23' 5"

	FXR21	FXR20
WIDTH ON TRAILER	102"	102"
BOAT LENGTH	21' 4"	20' 4"
BEAM	97"	97"
ENGINE SHAFT LENGTH	20"	20"
INTERIOR DEPTH (AT CONSOLE)	21"	21"

	FXR21	FXR20
DRAFT	17"	17"
MAX. HEIGHT ON TRAILER W/PP	83" (90" w/PP)	83" (90" w/PP)
STD. BOAT WEIGHT	2,275 lbs	2,175 lbs



PERFORMS HOW YOU WANT. LOOKS HOW YOU WANT.

Build the boat you've been wanting. We made this as customizable as a blank sheet of paper. Not only will it reflect your style, but your skills too.

	FXR21	FXR20
MAX. HORSEPOWER	250 HP	250 HP
MAX. WEIGHT	1,530 lbs.	1,530 lbs.
MAX. PERSONS	5 person / 737 lbs.	5 person / 737 lbs.
FUEL CAPACITY	48 gals.	48 gals.



FXR21 & FXR20

STANDARD FEATURES

- 1. Dual Livewell System:** With independent fill, recirculating/drain modes, timer and pump out and Oxygenator™ Livewell Aeration System.
- 2. Deck Rod Storage Lockers:** Padded gel-coat lockers with LED lighting provide ample storage and protection for rods and tackle.
- 3. All New Performance Designed Seating with 37-quart Center Step Cooler:** Sport seating featuring custom grab handles for a style all your own.
- 4. Minn Kota® Fortrex® 112 Trolling Motor:** Recessed pedal and Fortrex® 36V trolling motor with 45" shaft and 112 lbs. of thrust for quick maneuvering.
- 5. Euro-Step Composite Fenders:** Flex your style with custom step-up fenders that complement the custom colors of your boat design.
- 6. ProRule® Corrosion-Resistant Measuring Board with Skeeter Logo:** 100% aircraft aluminum, black powder coated, anodized and accurate to 5/1,000ths of an inch.



BOATS SHOWN IN PHOTOGRAPHS MAY INCLUDE ADDITIONAL FEATURES NOT INCLUDED IN THE AVAILABLE LIST OF OPTIONS.

FOR BOAT OPTIONS AND COLORS, VISIT PAGES 39 AND 46-47.

ZX SERIES



YOU MAY HAVE TO BUY A NEW TROPHY CASE.

If you like the feel of winning, you'll love this boat. From an efficient and streamlined deck layout to smart storage capabilities, we built these beauties for one thing – hauling in a big catch.

ZX250

ZX225

ZX200

ZX190

ZX SERIES



BOATS SHOWN IN PHOTOGRAPHS MAY INCLUDE ADDITIONAL
FEATURES NOT INCLUDED IN THE AVAILABLE LIST OF OPTIONS.



LENGTH ON TRAILER (TOWING LENGTH)	27' 8"
LENGTH ON TRAILER W/MOTOR IN TOWING POSITION & SWING-AWAY TONGUE FOLDED	25' 2"
LENGTH ON TRAILER W/MOTOR TRIMMED VERTICAL & SWING-AWAY TONGUE FOLDED (SHORTEST LENGTH OF PKG)	24' 4"

WIDTH ON TRAILER	101"
BOAT LENGTH	20' 11"
BEAM	95"
ENGINE SHAFT LENGTH	20"
INTERIOR DEPTH (AT CONSOLE)	20"


DRAFT	16"
MAX. HEIGHT ON TRAILER (STD. BOAT PACKAGE)	90"
STD. BOAT WEIGHT	2,175 lbs.



THERE'S MORE THAN 70 YEARS OF HISTORY IN THIS BOAT.

Find out why this is our best-selling boat of all time. It's got every feature you could need, a few you may not have even thought of, all of them designed to help you on tournament day.

MAX. HORSEPOWER	250 HP
MAX. WEIGHT	1,530 lbs.
MAX. PERSONS	5 person / 700 lbs.
FUEL CAPACITY	44 gals.



ZX250

STANDARD FEATURES

- Team Advantage Deck Layout:** Twin center rod and tackle storage featuring Mega Rod Tubes, dual day boxes, and tackle storage built into the outside boxes for nine Plano® 3700 boxes that come with the boat.
- 4-Color, Full-Flex, Bolstered Seating:** Built for comfort and built to last. Our upholstery sourced in the USA, resists abrasion, UV and mildew, and is even fire retardant.
- ProRule® Corrosion-Resistant Measuring Board with Skeeter Logo:** 100% aircraft aluminum, black powder coated, anodized and accurate to 5/1,000ths of an inch.
- Cockpit Command Center:** Multi-functional gauges with aluminum trim plates. Rocker switch panel, tilt hydraulic steering, Hot Foot™ and SeaStar Solutions® Pro Trim.
- Exclusive Humminbird® Helix® Electronics:** Gimbal-mounted Helix® 12 CHIRP MEGA SI GPS G3N w/ temp (Dash) and Helix® 9 CHIRP GPS G3N w/ temp (Bow).
- Skeeter Built® Trailer:** Tuff coat, channel frame, steel fenders, tandem torsion axles and dual disc brakes.



BOATS SHOWN IN PHOTOGRAPHS MAY INCLUDE ADDITIONAL FEATURES NOT INCLUDED IN THE AVAILABLE LIST OF OPTIONS.

FOR BOAT OPTIONS AND COLORS, VISIT PAGES 40 AND 44.



LENGTH ON TRAILER (TOWING LENGTH)	26' 1"
LENGTH ON TRAILER W/MOTOR IN TOWING POSITION & SWING-AWAY TONGUE FOLDED	23' 6"
LENGTH ON TRAILER W/MOTOR TRIMMED VERTICAL & SWING-AWAY TONGUE FOLDED (SHORTEST LENGTH OF PKG)	22' 11"

WIDTH ON TRAILER	101"
BOAT LENGTH	19' 11"
BEAM	95"
ENGINE SHAFT LENGTH	20"
INTERIOR DEPTH (AT CONSOLE)	20"

DRAFT	16"
MAX. HEIGHT ON TRAILER (STD. BOAT PACKAGE)	90"
STD. BOAT WEIGHT	2,075 lbs.



THIS COULD BE THE KEY TO YOUR TOURNAMENT STRATEGY.

We built it with a deck that gives you plenty of room to roam, as well as every feature you need when you're trying to sew up first place.

MAX. HORSEPOWER	225 HP
MAX. WEIGHT	1,530 lbs.
MAX. PERSONS	5 person / 700 lbs.
FUEL CAPACITY	44 gals.



ZX225

STANDARD FEATURES

- 1. Team Advantage Deck Layout:** Twin center rod and tackle storage featuring Mega Rod Tubes, dual day boxes, and tackle storage built into the outside boxes for nine Plano® 3700 boxes that come with the boat.
- 2. Center Cooler:** Between the driver and passenger seat, this rotomolded cooler keeps your refreshments cold all day long, it also doubles as an extra seat.
- 3. Dual Livewell System:** With independent fill, recirculating/drain modes, timer and pump out and Oxygenator™ Livewell Aeration System.
- 4. Minn Kota® Fortrex® 112 Trolling Motor:** Fortrex® 36V trolling motor with 45" shaft and 112 lbs. thrust, with gimbal-mounted Helix® 9 CHIRP GPS G3N w/ temp (Bow) and Helix® 12 CHIRP MEGA SI GPS G3N w/ temp (Dash).
- 5. Shallow Water Anchor:** One black 8' Power-Pole® Pro Series II mounted on the starboard side of transom.
- 6. Skeeter Built® Trailer:** Tuff coat, channel frame, steel fenders, tandem torsion axles and dual disc brakes.



BOATS SHOWN IN PHOTOGRAPHS MAY INCLUDE ADDITIONAL FEATURES NOT INCLUDED IN THE AVAILABLE LIST OF OPTIONS.

FOR BOAT OPTIONS AND COLORS, VISIT PAGES 40 AND 44.





LENGTH ON TRAILER (TOWING LENGTH)	25' 10"
LENGTH ON TRAILER W/MOTOR IN TOWING POSITION & SWING-AWAY TONGUE FOLDED	23' 3"
LENGTH ON TRAILER W/MOTOR TRIMMED VERTICAL & SWING-AWAY TONGUE FOLDED (SHORTEST LENGTH OF PKG)	22' 8"

WIDTH ON TRAILER	100"
BOAT LENGTH	19' 6"
BEAM	95"
ENGINE SHAFT LENGTH	20"
INTERIOR DEPTH (AT CONSOLE)	20"

DRAFT	16"
MAX. HEIGHT ON TRAILER (STD. BOAT PACKAGE)	90"
STD. BOAT WEIGHT	2,020 lbs.



MORE THAN ENOUGH TO GET THE JOB DONE.

Legendary hull design and classic style. Features that make you more competitive on the water. It has speed, acceleration, hole shot, and stability. Experience what the ZX200 can do for you.

MAX. HORSEPOWER	200 HP
MAX. WEIGHT	1,500 lbs.
MAX. PERSONS	4 person / 575 lbs.
FUEL CAPACITY	36 gals.



ZX200

STANDARD FEATURES

- Cockpit Area:** From the glassed-in cup holders, integrated co-angler rod storage, and large center cooler, this cockpit is filled with functional features.
- Cockpit Command Center:** Racing style steering wheel flanked by multi-functional gauges, classic rocker switch panel, tilt hydraulic steering, Hot Foot™ and SeaStar Solutions® Pro Trim.
- Center Cooler:** Located between the driver and passenger seat this rotomolded cooler keep your refreshments cold all day long, it also doubles as an extra seat.
- Exclusive Humminbird® Helix® Electronics:** Flush-mounted Helix® 7 CHIRP GPS G3N w/ temp (Dash) and Helix® 7 CHIRP GPS G3N w/ temp (Bow)
- 28-Gallon Livewell System:** With independent fill, recirculating/drain modes, with timer and pump out.
- Skeeter Built® Trailer:** Tuff coat, channel frame, steel fenders, tandem axles and dual disc brakes.



BOATS SHOWN IN PHOTOGRAPHS MAY INCLUDE ADDITIONAL FEATURES NOT INCLUDED IN THE AVAILABLE LIST OF OPTIONS.

FOR BOAT OPTIONS AND COLORS, VISIT PAGES 40 AND 44.





LENGTH ON TRAILER (TOWING LENGTH)	24' 8"
LENGTH ON TRAILER W/MOTOR IN TOWING POSITION & SWING-AWAY TONGUE FOLDED	22'
LENGTH ON TRAILER W/MOTOR TRIMMED VERTICAL & SWING-AWAY TONGUE FOLDED (SHORTEST LENGTH OF PKG)	21' 7"

WIDTH ON TRAILER	100"
BOAT LENGTH	18' 5"
BEAM	92"
ENGINE SHAFT LENGTH	20"
INTERIOR DEPTH (AT CONSOLE)	17.5"

DRAFT	15"
MAX. HEIGHT ON TRAILER (STD. BOAT PACKAGE)	77"
STD. BOAT WEIGHT	1,725 lbs.



THE BEST FIRST BOAT OUT THERE.

Quality engineering, design and tradition. You get all the things that make Skeeter an industry leader at a price that's less than you'd expect.

MAX. HORSEPOWER	175 HP
MAX. WEIGHT	1,275 lbs.
MAX. PERSONS	4 person / 530 lbs.
FUEL CAPACITY	26 gals.



ZX190

STANDARD FEATURES

- 1. Minn Kota® 70 Edge Trolling Motor:** Recessed pedal for comfort and Minn Kota® 70 Edge trolling motor with 24V power, 42" shaft and 70 pounds of thrust.
- 2. 26-Gallon Livewell System:** With independent fill/ recirculating drain modes, with timer.
- 3. Bow Deck Cooler:** Use this convenient 30-qt. forward deck cooler to keep your refreshments cold and easily within reach.
- 4. Rod Locker with Gas-Assisted Lift:** Includes integrated rod storage system to support your rods individually and keep them from getting tangled.
- 5. 3-Color, Full-Flex, Bolstered Seating:** Offers maximum support and premium style in rough water or extreme weather conditions.
- 6. Exclusive Humminbird® Helix® Electronics:** Flush-mounted Helix® 5 CHIRP GPS G3N w/ temp (Dash) and Helix® 5 CHIRP GPS G3N w/ temp (Bow)



BOATS SHOWN IN PHOTOGRAPHS MAY INCLUDE ADDITIONAL FEATURES NOT INCLUDED IN THE AVAILABLE LIST OF OPTIONS.

FOR BOAT OPTIONS AND COLORS, VISIT PAGES 40 AND 44.

Solera SERIES



ACTUALLY,
YOU REALLY CAN PLEASE EVERYONE.

Want to do some serious fishing? Want to float around the lake with the kids? Want to do both the same day? These boats are perfect for it. Versatile, good looking, and quality-built.

SOLERA 205

SOLERA 189

SOLERA SERIES



BOATS SHOWN IN PHOTOGRAPHS MAY INCLUDE ADDITIONAL
FEATURES NOT INCLUDED IN THE AVAILABLE LIST OF OPTIONS.

Solera 205

LENGTH ON TRAILER (TOWING LENGTH)	27' 2"
LENGTH ON TRAILER W/MOTOR IN TOWING POSITION & SWING-AWAY TONGUE FOLDED	25' 10"
LENGTH ON TRAILER W/MOTOR TRIMMED VERTICAL & SWING-AWAY TONGUE FOLDED (SHORTEST LENGTH OF PKG)	23' 1"
WIDTH ON TRAILER	102"

BOAT LENGTH	20' 5"
BEAM	100"
ENGINE SHAFT LENGTH	25"
INTERIOR DEPTH (AT CONSOLE)	25"

DRAFT	16"
MAX. HEIGHT ON TRAILER (WALK-THROUGH W/S)	80.5"
STD. BOAT WEIGHT	2,725 lbs.



YOU LOVE YOUR FAMILY. THEY'LL LOVE THIS BOAT.

Create memories this summer that will last forever. Whether you're teaching the kids how to fish or spending a lazy day just floating around the lake, you'll enjoy every minute.

MAX. HORSEPOWER	250 HP
MAX. WEIGHT	1,760 lbs.
MAX. PERSONS	6 person / 846 lbs.
FUEL CAPACITY	41 gal.



SOLERA 205

STANDARD FEATURES

- 1. Ski Tow Pylon & Retractable Swim Ladder:** Removable pylon creates a higher attachment point giving skiers a faster hole shot and better control.
- 2. Floor Storage:** Store the ski tow pylon, ski gear or 7' fishing rods.
- 3. Rear Jump Seats:** Additional rear jump seats ensure you have a seat for everyone on board.
- 4. Cockpit Command Center:** Humminbird® flush-mounted Helix® 7 CHIRP GPS G3N w/ temp.
- 5. Powerful Trolling Motor:** Minn Kota® Terrova® 112/US2/IP with 112 lbs. of thrust, 36V power and 60" shaft with i-Pilot® and sliding removable mount.
- 6. Insulated Livewell/Baitwell Control System:** 24-gal stern and 8-gal bow featuring independent fill, recirculating and drain modes w/ pump timer.
- 7. Infinity® Stereo with Four Speakers**
- 8. Bimini Top:** Quickly set up the Bimini top for shade.



BOATS SHOWN IN PHOTOGRAPHS MAY INCLUDE ADDITIONAL FEATURES NOT INCLUDED IN THE AVAILABLE LIST OF OPTIONS.

FOR BOAT OPTIONS AND COLORS, VISIT PAGES 41 AND 45.



Solera 189

LENGTH ON TRAILER (TOWING LENGTH)	25' 6"
LENGTH ON TRAILER W/MOTOR IN TOWING POSITION & SWING-AWAY TONGUE FOLDED	22' 10"
LENGTH ON TRAILER W/MOTOR TRIMMED VERTICAL & SWING-AWAY TONGUE FOLDED (SHORTEST LENGTH OF PKG)	21' 5"
WIDTH ON TRAILER	102"

BOAT LENGTH	18' 9"
BEAM	100"
ENGINE SHAFT LENGTH	25"
INTERIOR DEPTH (AT CONSOLE)	25"

DRAFT	16"
MAX. HEIGHT ON TRAILER (WALK-THROUGH W/S)	81.5"
STD. BOAT WEIGHT	2,300 lbs.



ROOM TO FISH. ROOM FOR FAMILY. ROOM FOR FUN.

Feels like a custom-built boat but has standard features galore. Holds rods and reels, skis, floats, and plenty of good times.

MAX. HORSEPOWER	200 HP
MAX. WEIGHT	1,520 lbs.
MAX. PERSONS	6 person / 846 lbs.
FUEL CAPACITY	34 gal.



SOLERA 189

STANDARD FEATURES

- 1. Floor Storage:** Store the ski tow pylon, ski gear or 7' fishing rods.
- 2. Cockpit Command Center:** Humminbird® flush-mounted Helix® 7 CHIRP GPS G3N w/ temp.
- 3. Side-Wall Rod Storage:** Unique folding door with latch saves space and keeps rods secure.
- 4. Powerful Trolling Motor:** Minn Kota® Terrova® 80/US2/IP with 80 lbs. of thrust, 24V power and 60" shaft with i-Pilot® and sliding removable mount.
- 5. Premium Color-Matched Seating:** Fixed base driver's and passenger's chair with locking swivel, seat slider and power adjustable pedestal.
- 6. Insulated Livewell/Baitwell Control System:** 24-gal stern and 8-gal bow featuring independent fill, recirculating and drain modes w/ pump timer.
- 7. Infinity® Stereo with Four Speakers**
- 8. Bimini Top:** Quickly set up the Bimini top for shade.



BOATS SHOWN IN PHOTOGRAPHS
MAY INCLUDE ADDITIONAL
FEATURES NOT INCLUDED IN THE
AVAILABLE LIST OF OPTIONS.

FOR BOAT OPTIONS AND COLORS,
VISIT PAGES 41 AND 45.

COCKPIT

	FXR21 APEX	FXR20 APEX	FXR21 LIMITED	FXR21 LIMITED
Passenger Custom Console (Installed at Factory or Shipped Loose)	0	0	0	0
Cockpit Command Center w/ Digital Gauges, Analog Push Button Switch Panel	S	S	S	S
Bow Panel w/ Light & Trim Switches	S	S	S	S
Custom Center Seat - Ice Chest Door	S	S	S	S
Ice Chest under Center Bench Seat	S (37 Qt)	S (37 Qt)	S (37 Qt)	S (37 Qt)
Floor Storage (Wet)	S (14 Qt)	S (14 Qt)	S (14 Qt)	S (14 Qt)
Passenger Glove Box	S	S	S	S
Custom Grab Handle(s)	S	S	S	S
Custom Side Panels	S	S	S	S
Modular Console(s)	S	S	S	S
Color Matched Interior & Exterior Logos	S	S	S	S
Bolstered Full-Flex Sport Seating (4 color package matched seating with custom logos)	S	S	S	S
2 Bike Seats w/ Power Rise Pedestals with Custom Logos	S	S	S	S
Extra Fishing Seat with 13" Fixed Extension	0	0	0	0
Front Deck Step	S	S	S	S
Carpet Padding (Front Deck and Doors)	S	S	S	S
High Intensity LED Storage Lighting	S	S	S	S
High Intensity LED White Deck Lighting	S	S	S	S
Skeeter® Emblem Deck Light (White)	S	S	S	S

POWER & PERFORMANCE

12" Hydraulic Jackplate w/ Gauge	S	S	0	0
12" Manual Jackplate w/ 2 Stern Eyes	NA	NA	S	S
Single Tank Fuel System	S (48 Gal)	S (48 Gal)	S (48 Gal)	S (48 Gal)
Hot Foot™ Throttle w/ Slide & Pro Trim	S	S	S	S
Skeeter® Emblem Under Livewell Lid	S	S	S	S
Tilt Hydraulic Steering	S	S	S	S
Prop Deduct	0	0	0	0
Livewell System w/Independent Fill, Recirculating/Drain Modes, w/Timer & Pump Out	S	S	S	S
(2) Oxygenator Livewell Aeration System	S	S	S	S
Remote Drain Plug	S	S	S	S
800 GPH Bilge Pump - Manual Only	S	S	S	S
1100 GPH Bilge Pump - Auto or Manual	S	S	S	S
Hamby's™ Keel Protector	S	S	S	S
MK 15 Amp x 4-Bank Battery Charger	S	S	S	S
Fusion® Audio Device w/ Fusion Speakers (2)	S	S	S	S
Dry Dock Ventilation System	S	S	S	S
Battery On/Off/Jumper Switch	S	S	S	S
Battery Charge Indicator Gauge	S	S	S	S
(2) Black 8' PowerPole® Blade®(s) (Color Coordinated if applicable)	S	S	S	S

HUMMINBIRD®ELECTRONICS (EXCLUSIVE)

Helix® G3N 12 CHIRP MEGA SI GPS w/ temp & Networking (Dash) (Bow)	S	S	S	S
Solix® G2N 15 CHIRP MEGA SI GPS w/ temp & Networking (Dash) (Gimbal)	0	0	NA	NA
Solix® G2N 12 CHIRP MEGA SI Capability GPS w/ temp & Networking (Bow) (Gimbal)	0	0	NA	NA

MINN KOTA® TROLL MOTORS

	FXR21 APEX	FXR20 APEX	FXR21 LIMITED	FXR21 LIMITED
Ultrex® 112/MDI/IP Link-45" _Bluetooth® (Helix®)	S	S	S	S
Ultrex® 112/MDI/IP Link-45" _Bluetooth® (Solix®)	0	0	NA	NA
Ultrex® 112/MDI/IP Link-52" _Bluetooth® (Helix®)	0	0	0	0
Ultrex® 112/MDI/IP Link-52" _Bluetooth® (Solix®)	0	0	NA	NA

CONSTRUCTION & SAFETY

Composite Construction	S	S	S	S
Torque Transfer Transom and Stringer System	S	S	S	S
Insulated Aluminum Doors	S	S	S	S
Stretched Sponsons, No Splashwell Design	S	S	S	S
Aluminum Frame Deck Inserts (Front & Rear)	S	S	S	S
Gas Assisted Lifts on Front & Rear Storage, Rod Boxes, Day Box, & Bilge Access Door	S	S	S	S
Interior/Compartment Lighting	S	S	S	S
Integrated Rod Storage System	S	S	S	S
Removable Tackle Storage System	S	S	S	S
Custom Bump Stick w/Holder	S	S	S	S
Custom Tool Holders	S	S	S	S
Rod Staze (3)	S	S	S	S
Loc-R-Bar®	S	S	0	0
Stainless Cleats (5)	S	S	S	S
Tinted Windscreen	S	S	S	S
Rigging Storage Tray	S	S	S	S
Custom Non-Skid Mats	S	S	S	S
Emergency Boarding Ladder	S	S	S	S
Custom Boat Cover (Black)	0	0	0	0
Custom Engine Cover (Black)	0	0	0	0

TRAILER

Skeeter Built® FXR Touring Trailer w/ Tuff Coat, Channel Frame, FRP Fenders w/Steps, Tandem Torsion Axles w/ Dual Disc Brakes	S	S	S	S
Back up Lights	S	S	S	S
Torsion Axles	S	S	S	S
Swing-Away Tongue	S	S	S	S
Tongue Step	S	S	S	S
Bow Step Ladder	S	S	S	S
Front Deck Side Entry Steps	S	S	S	S
Fulton F2 Jack-Stand & Winch	S	S	S	S
Custom Lighting	S	S	S	S
Ratchet Tie-Downs	S	S	S	S
Spare Tire w/ Carrier	S	S	S	S
18" Aluminum Wheels	S	S	S	S

COCKPIT

	FXR20	FXR21
Cockpit Command Center w/ Digital Gauges, Analog Push button Switch Panel	S	S
Bow Panel w/ Light & Trim Switches	S	S
Bolstered Full-Flex Sport Seating (4 color seating with custom logos)	S	S
Custom Center Seat - Ice Chest Door	S	S
Ice Chest under Center Bench Seat	S (37 Qt)	S (37 Qt)
Floor Storage (Wet)	S (14 Qt)	S (14 Qt)
Passenger Glove Box	S	S
Modular Console (s)	S	S
Passenger Custom Console (Installed at Factory or Shipped Loose)	0	0
Custom Grab Handle (s)	S	S
Custom Side Panels	S	S
Interior & Exterior Logos	S	S
2 Bike Seats w/ Power Rise Pedestals with Custom Logos	S	S
Extra Fishing Seat with 13" Fixed Extension	0	0
Front Deck Step	S	S
Carpet Padding (Front Deck and Doors)	0	0
High Intensity LED Storage Lighting Upgrade	0	0
Skeeter® Emblem Deck Light (White)	S	S

POWER & PERFORMANCE

12" Manual Jackplate w/ 2 Stern Eyes	S	S
12" Hydraulic Jackplate w/ Gauge	0	0
Single Tank Fuel System	S (48 Gal)	S (48 Gal)
Hot Foot™ Throttle w/ Slide & Pro Trim	S	S
Skeeter® Emblem Under Livewell Lid	S	S
Tilt Hydraulic Steering	S	S
Prop Duct	0	0
Livewell System w/ Independent Fill, Recirculating/Drain Modes, w/ Timer & Pump Out	S	S
(2) Oxygenator™ Livewell Aeration System	S	S
Remote Drain Plug	S	S
800 GPH Bilge Pump - Manual Only	S	S
1100 GPH Bilge Pump - Auto or Manual	S	S
Hamby's™ Keel Protector	0	0
15 Amp x 4-Bank Battery Charger	S	S
Fusion® Audio Device w/ 2 Fusion Speakers	0	0
Dry Dock Ventilation System	S	S
Battery On/Off/Jumper Switch	S	S
Batter Charger Indicator Gauge	S	S

8' SHALLOW WATER ANCHOR (BRACKET/PUMP INSTALLED)

(2) 8' PowerPole® Blade®(s) (Black)	0	0
-------------------------------------	---	---

HUMMINBIRD® ELECTRONICS (GIMBAL MOUNTED)

Helix® G3 12 CHIRP MEGA SI GPS w/ temp & Networking (Dash) (Bow)	S	S
No Std. Electronics	0	0
Solix® G2 12 CHIRP MEGA SI GPS w/ temp & Networking (Dash)	0	0
Solix® G2 15 CHIRP MEGA SI GPS w/ temp & Networking (Dash)	0	0
Solix® G2 10 CHIRP MEGA SI Capability GPS w/ temp & Networking (Bow)	0	0
Solix® G2 12 CHIRP MEGA SI Capability GPS w/ temp & Networking (Bow)	0	0

HUMMINBIRD® ACCESSORIES

Humminbird® Network Cable (Installed Dash to Bow)	0	0
Helix® MEGA Side-Imaging Prewiring - In-Hull Transducer, SI Transducer, Network Box, Network Cable (Installed)	0	0
Solix® MEGA Side-Imaging Prewiring - In-Hull Transducer, SI Transducer, Network Box, Network Cable (Installed)	0	0
Helix® 2D Rear to Dash (Each Installed)	0	0
Solix® 2D Rear to Dash (Each Installed)	0	0

LOWRANCE ACCESSORIES

Lowrance® Network Cable (Installed Dash to Bow)	0	0
2D Transducer Rear to Dash (Each Installed)	0	0
Touch Structure Scan Prewire (In-Hull Transducer, SS Transducer & Network Cable)	0	0

MINN KOTA TROLL MOTORS

Fortrex® 112/US2-45"	S	S
Fortrex® 112/US2-52" (Shaft Exchange)	0	0
Ultrex® 112/MDI/IP Link-45" Bluetooth®	0	0
Ultrex® 112/MDI/IP Link-52" Bluetooth®	0	0
Do not install TM	0	0
No Troll Motor	0	0

CONSTRUCTION & SAFETY

Composite Construction	S	S
Torque Transfer Transom and Stringer System	S	S
Insulated Aluminum Doors	S	S
Stretched Sponsons, No Splashwell Design	S	S
Aluminum Frame Deck Inserts (Front & Rear)	S	S
Gas Assisted Lifts on Front & Rear Storage, Rod Boxes, Day Box, & Bilge Access Door	S	S
Interior Lighting	S	S
Integrated Rod Storage System	S	S
Tackle Storage System	S	S
Custom Bump Stick w/Holder	S	S
Custom Tool Holders	S	S
Rod Staze (3)	S	S
Loc-R-Bar®	0	0
Stainless Cleats (5)	S	S
Tinted Windscreen	S	S
Rigging Storage Tray	S	S
Custom Non-Skid Mats	S	S
Emergency Boarding Ladder	S	S
Custom Boat Cover (Black)	0	0
Custom Engine Cover (Black)	0	0

TRAILER

Skeeter Built® FXR Touring Trailer w/ Tuff Coat, Channel Frame, FRP Fenders w/Steps, Tandem Torsion Axles w/ Dual Disc Brakes	S	S
Back up Lights	S	S
Torsion Axles	S	S
Swing-Away Tongue	S	S
Tongue Step	S	S
Front Deck Side Entry Steps	S	S
Bow Step Ladder	S	S
Fulton® F2 Jack-Stand & Winch	S	S
Custom Lighting	S	S
Ratchet Tie-Downs	S	S
Spare Tire w/ Carrier	S	S
18" Black/Silver Aluminum Wheels	S	S

COCKPIT	ZX250	ZX225	ZX200	ZX190
Cockpit Command Center w/ Multifunctional Gauges and Rocker Switches	S	S	S	NA
Cockpit Command Center w/ Custom Gauges (Tach, Trim, Volt, Fuel, Water)	NA	NA	NA	S
Bow Panel w/ Light & Trim Switches	S	S	S	NA
Bow Panel w/ Troll Receptacle & Trim Switch	NA	NA	NA	S
Bolstered Full-Flex Sport Seating	S	S	S	NA
Bolstered Driver & Passenger Seating	NA	NA	NA	S
Center Seat/Step w/ Removable Cushion--Ice Chest Door	S	S	S	NA
Ice Chest under Center Bench Seat	S (37 Qt)	S (37 Qt)	S (37 Qt)	NA
Forward Deck Cooler	NA	NA	NA	S (30 Qt)
Modular Console(s)	S	S	S	S
Passenger Custom Console (Installed at Factory or Shipped Loose)	O	O	O	O
Custom Grab Handle(s)	S	S	S	S
Custom Side Panels	S	S	S	NA
Interior & Exterior Logos	S	S	S	S
Drink Holders	S	S	S	S
2 Bike Seats w/ Power Rise Pedestals with Custom Logos	S	S	S	NA
2 Bike Seats w/ Fixed Pedestals	NA	NA	NA	S
Extra Fishing Seat with 13" Fixed Extension	O	O	O	O
Front Deck Step	S	S	S	NA
Carpet Padding (Front Deck)	S	S	S	NA

HUMMINBIRD® ELECTRONICS (EXCLUSIVE)

Helix® 12 CHIRP MEGA SI GPS G3N w/ temp (Dash) (Gimbal)	S	S	NA	NA
Helix® 9 CHIRP MEGA DI GPS G3N w/ temp (Bow) (Gimbal)	S	S	NA	NA
Helix® 7 CHIRP GPS G3N w/ temp (Dash) (Flush)	NA	NA	S	NA
Helix® 7 CHIRP GPS G3N w/ temp (Bow) (Flush)	NA	NA	S	NA
Helix® 5 CHIRP GPS G3 w/ temp (Dash) (Flush)	NA	NA	NA	S
Helix® 5 CHIRP GPS G3 w/ temp (Bow) (Flush)	NA	NA	NA	S

POWER & PERFORMANCE

12" Manual Jackplate w/ 2 Stern Eyes	S	S	S	NA
12" Hydraulic Jackplate w/ Gauge	O	O	NA	NA
6" Manual Jackplate	NA	NA	NA	S
Single Tank Fuel System	S (44 Gal)	S (44 Gal)	S (36 Gal)	S (26 Gal)
HotFoot™ Throttle & Pro Trim	S	S	S	O
Tilt Hydraulic Steering	S	S	S	O
Non Tilt Hydraulic Steering	NA	NA	NA	S
Prop Deduct	O	O	O	O
Livewell System w/Independent Fill, Recirculating/Drain Modes, w/Timer, Pump Out, & Removable Divider	S (36 Gal)	S (36 Gal)	S (28 Gal)	NA
Dual Livewell System w/Independent Fill, Recirculating/Drain Modes	NA	NA	NA	S (26 Gal)
(2) Oxygenator™ Livewell Aeration System	S	S	NA	NA
800 GPH Bilge Pump - Auto or Manual	NA	NA	S	S
1100 GPH Bilge Pump - Auto or Manual	S	S	NA	NA
Hamby's™ Keel Protector	S	S	S	NA
15 Amp x 4-Bank Battery Charger	S	S	NA	NA
15 Amp x 3-Bank Battery Charger	NA	NA	NA	S
10 Amp x 3-Bank Battery Charger	NA	NA	S	NA
Dry Dock ventilation system	S	S	S	NA
Battery On/Off Switch	S	S	S	NA
Remote Drain Plug	S	S	S	NA
(1) 8" PowerPole® Pro Series II (Black/Starboard)	S	S	NA	NA

MINN KOTA® TROLL MOTORS	ZX250	ZX225	ZX200	ZX190
Fortrex®112F-US2, 36V, 45" Shaft	S	S	NA	NA
Fortrex®112F-US2, 36V, 52" Shaft (Exchange)	O	O	NA	NA
Ultrex® 112/MDI/IP Link-45" _Bluetooth® (inc HB Network box)	O	O	NA	NA
Ultrex® 112/MDI/IP Link-52" _Bluetooth® (inc HB Network box)	O	O	NA	NA
Fortrex® 80F-US2, 45" Shaft	NA	NA	S	NA
Ultrex® 80/US2/IP Link-45" _Bluetooth® (inc HB Network box) (Exchange)	NA	NA	O	NA
70EdgeF 24V, 42" Shaft	NA	NA	NA	S
Max 80F, 24V, 42" Shaft (Exchange)	NA	NA	NA	O

CONSTRUCTION & SAFETY

Composite Construction	S	S	S	S
Torque Transfer Transom and Stringer System	S	S	S	S
Insulated Aluminum Doors	S	S	S	S
Stretched Sponsons, No Splashwell Design	S	S	S	NA
Aluminum Frame Deck Inserts (Front & Rear)	S	S	S	NA
Gas Assisted Lifts (Select Doors)	S	S	S	S
Interior Lighting	S	S	S	S
Integrated Rod Storage System	S	S	S	S
Tackle Storage System	S	S	S	NA
Custom Bump Stick w/Holder	S	S	S	NA
Custom Tool Holders	S	S	S	NA
Rod Staze (3)	S	S	S	S
Stainless Cleats (4)	S	S	S	S
Tinted Windscreen	S	S	S	S
Custom Non-Skid Mats	S	S	S	S
Emergency Boarding Ladder	S	S	S	S
Custom Boat Cover (Black)	O	O	O	O
Custom Engine Cover (Black)	O	O	O	O

TRAILER

Skeeter Built® Trailer w/ Tuff Coat, Channel Frame, Steel Fenders, Tandem Axle w/ Dual Disc Brakes	S	S	S	O
Skeeter Built® Trailer w/ Tuff Coat, Channel Frame, Steel Fenders, Single Axle w/ Disc Brakes	NA	NA	NA	S
Steel Tuff Coat Fenders	S	S	S	S
Torsion Axle(s)	S	S	S	S
Swing-Away Tongue	S	S	S	S
Tongue Step	S	S	S	S
Bow Step Ladder	S	S	S	NA
Fulton® F2 Jack-Stand & Winch	S	S	NA	NA
Fulton® XLT Jack-Stand & Winch	NA	NA	S	S
Skeeter Cutouts	S	S	S	S
Backup Lights	S	S	S	O
Ratchet Tie Downs	S	S	S	NA
Skeeter® Tie Downs	NA	NA	NA	S
Spare Tire with Carrier	S	S	S	S
14" Aluminum Wheels	S	S	S	S

COCKPIT

	SOLERA 205	SOLERA 189
Cockpit Command Center w/ Instrumentation	S	S
Modular Walk-Thru Consoles	S	S
Walk Thru Windshield	S	S
Bow Control Panel w/ Trolling Motor Receptacle	S	S
Built-In Cooler (Front Deck)	\$ 26 qts.	\$ 26 qts.
SS Handrails (Stern) - Single Console	S	S
Short SS Handrails (Bow)	S	S
Fixed Base Driver's/Passenger Chair w/Locking Swivel, Seat Slider, Custom Logos, & Power Adjustable Pedestal	S	S
Movable Fishing Chairs (2) w/Custom Logos - with Power Adjustable Extension and Locking Swivel	S (2)	S (2)
Seat Bases (movable seats)	S (5)	S (5)
Two Rear Deck Jump Seats	S	S
Fishing Chair w/Power Pedestal (Extra ea)	0	0
Bike Seat with Power Pedestal (Extra ea)	0	0
Non-Skid Floor	S	S
Snap-in Carpet	S	S
Day Bag Storage	S	S
Dual USB Charging Stations	S	S
Removable Front Deck Extension/ Step	S	S
Tool Holders	S	S
Cup Holders (Cockpit and Deck)	S	S
Bow Lounge Cushions	S	S
Bow Sun Deck Cushions	S	S

HUMMINBIRD® ELECTRONICS

Helix® 7 CHIRP GPS G3N w/ temp (Dash) (Flush)	S	S
Helix® 7 CHIRP GPS G3N w/ temp (Bow) (Flush)	NA	0
Helix® 7 CHIRP GPS G3N w/ temp (Bow) (Flush)	0	NA
Helix® 9 CHIRP GPS G3N w/ temp (Bow) (Flush)	0	NA
No Std. Electronics	0	0

HUMMINBIRD® ACCESSORIES

Humminbird® Network Cable (Installed Dash to Bow) (Inc. w/ bow unit)	0	0
Solix® 2D Rear to Dash (Each Installed)	0	0
Helix® 2D Rear to Dash (Each Installed)	0	0

POWER & PERFORMANCE

8" Engine Setback Plate	S	S
Solera Kicker Motor Setback (Loose)	0	0
Torque Transfer System	S	S
Livewell Control System featuring Independent Fill, Recirculating & Drain Modes w/ Pump Timer	S	S
Stern Livewell	S (24 Gal)	S (24 Gal)
Bow Baitwell	S (8 Gal)	S (8 Gal)
Oxygenator™ Livewell Aeration System (Front Baitwell & Rear Livewell)	0	0
Auto or Manual 800 GPH Bilge Pump	S	S
Infinity® Audio Device w/ Speakers (4)	S	S
Ski Tow Pylon	S	S
Console Storm Guard	0	0
Bimini Top	S	S
Minn Kota 10 Amp x 3-Bank Battery Charger	NA	S
Minn Kota 10 Amp x 4-Bank Battery Charger	S	NA

POWER & PERFORMANCE (CONT.)

T9.9H OR T9.9R KICKER ENGINE

T9.9XPHB 25" Kicker Engine	0	0
Remote Control for T9.9R Kicker Engine	0	0
Kicker Factory Rigging	0	0
Black Kicker Cowl	0	0
Tilt Hydraulic Steering	S	S
Prop Deduct	0	0
SS Prop Recommended for Water Sports (exchange)	NA	0
Dry Dock ventilation system	S	S
Remote Drain Plug	S	S
Fuel System	S (41 Gal)	S (34 Gal)

MINN KOTA TROLL MOTORS

24V

MK Terrova® 80/US2/IP-60" _Bluetooth® w/sliding removable mount	NA	S
MK Terrova® 80/MDI/IP-LINK-60" _Bluetooth® w/sliding removable mount (exchange)	NA	0
MK Ulterra® 80/US2/IP-60" _Bluetooth® w/sliding removable mount (exchange)	NA	0
MK Ulterra® 80/MDI/IP-LINK-60" _Bluetooth® w/sliding removable mount (exchange)	NA	0

36V

MK Terrova® 112/US2/IP-60" _Bluetooth® w/sliding removable mount	S	NA
MK Terrova® 112/MDI/IP-LINK-60" _Bluetooth® w/sliding removable mount (exchange)	0	NA
MK Ulterra® 112/US2/IP-60" _Bluetooth® w/sliding removable mount (exchange)	0	NA
MK Ulterra® 112/MDI/IP-LINK-60" _Bluetooth® w/sliding removable mount (exchange)	0	NA
MK Ulterra® 112/US2/IP-72" _Bluetooth® w/sliding removable mount (exchange)	0	NA
MK Ulterra® 112/MDI/IP-LINK-72" _Bluetooth® w/sliding removable mount (exchange)	0	NA
No Troll Motor or Sliding Removable Mount	0	0

CONSTRUCTION & SAFETY

Stainless Cleats	S (4)	S (4)
Compression Latch/Locking System	S	S
Floor Rod/ Ski Storage Box (7' rods)	S	S
Side-Wall Rod Storage (10' rods)	S	S
Interior Lighting	S	S
Integrated Boarding Ladder (Starboard mounting)	S	S
Hamby's® Keel Protector	0	0
Custom Boat Cover (Black)	0	0
Custom Engine Cover (Black)	0	0

TRAILER

Skeeter Built® Trailer w/ Tuff Coat, Channel Frame, Steel Fenders, Tandem Torsion Axles w/ Dual Disc Brakes & Aluminum Wheels	S	0
Skeeter Built® Trailer w/ Tuff Coat, Channel Frame, Steel Fenders, Single Torsion Axle w/ Disc Brakes & Aluminum Rims	NA	S
Swing-away Tongue	S	S
Fulton® F2 Jack-Stand & Winch	S	S
Skeeter® Cutouts	S	S
Ratchet Tie-Downs	S	S
Spare Tire & Carrier	S	S
Winch Post Ladder	S	S
Backup Lights	0	0

ENGINEERED TO BE THE ULTIMATE BASS BOAT.

Skeeter has a model that's perfect for your family, your team and the way you fish. Visit www.SkeeterBoats.com to find a dealer near you and schedule a demo ride.

FXR21 APEX

BOAT LENGTH 21'4"
PASSENGERS 5
*TOW WEIGHT 5,250 lbs.



FXR20 LIMITED

BOAT LENGTH 20'4"
PASSENGERS 5
*TOW WEIGHT 5,250 lbs.



ZX250

BOAT LENGTH 20'11"
PASSENGERS 5
*TOW WEIGHT 5,250 lbs.



ZX200

BOAT LENGTH 19'6"
PASSENGERS 4
*TOW WEIGHT 4,650 lbs.



ZX190

BOAT LENGTH 18'5"
PASSENGERS 4
*TOW WEIGHT 3,740 lbs.





21/20 COLOR OPTIONS

Head over to [SkeeterBoats.com](https://www.skeeterboats.com) and build your dream Skeeter to get a better idea of what the poly-flake, gel-coat and vinyl upholstery look like.

Four color package options for the FXR21 APEX and FXR20 APEX, and eight different color options to choose from for the FXR21 LIMITED and FXR20 LIMITED.

	HULL	STRIPE	STRIPE ACCENT	PRO STRIPE	INTERIOR DECK	DECK ACCENT	INSIDE CONSOLE	OUTSIDE CONSOLE	DECK ACCENT PINS	RUN SURFACE	CARPET	EMBLEMS	PRIMARY UPHOLSTERY	ACCENT 1 UPHOLSTERY	ACCENT 2 UPHOLSTERY	ACCENT 3 UPHOLSTERY PIPING	POWER POLE®	TRAILER PINS
FXR APEX																		
A	Black Metal Tritec	Black Metal Tritec	Black Metal Tritec	Grey Matter Gel	Black Metal Tritec	Black Metal Tritec	Black Metal Tritec	Black Metal Tritec	Gunmetal II	Grey Matter Gel	Gunmetal	Satin Silver	Charcoal Kixx	Shock Jet	Pewter Microhex	Pewter Microhex	Blade® PowerPole® Black	Grey Matter
B	Red Tritec	Red Tritec	Red Tritec	Black Gel	Red Tritec	Red Tritec	Red Tritec	Red Tritec	Midnight Red	Black Gel	Gunmetal	Matte Black	Charcoal Kixx	Shock Jet	Regal Red Diamonte	Regal Red Diamonte	Blade® PowerPole® Black	Laser Red
C	Grey Matter Tritec	Grey Matter Tritec	Grey Matter Tritec	Black Gel	Grey Matter Tritec	Grey Matter Tritec	Grey Matter Tritec	Grey Matter Tritec	Black Galaxy	Black Gel	Gunmetal	Matte Black	Pewter Microhex	Storm Shock	Charcoal Kixx	Charcoal Kixx	Blade® PowerPole® Black	Grey Matter
D	Grey Matter Tritec	White Gel	Black Gel	Black Gel	Grey Matter Tritec	Black Gel	Grey Matter Tritec	White Gel	Silver Hologram II	Black Gel	Gunmetal	Satin Silver	Charcoal Kixx	Storm Shock	Glacier Weave	Glacier Weave	Blade® PowerPole® Black	Silver Hologram II
FXR LIMITED																		
A	Grey Satin Gel	Grey Satin Gel	Grey Satin Gel	Laser Red	Grey Satin Gel	Laser Red	Laser Red	Grey Satin Gel	Midnight Red	Black Gel	Gunmetal	Matte Black	Silver Spur Diamond	Silver Spur Microhex	Regal Red Diamonte	Regal Red Diamonte	Blade® PowerPole® Red	Laser Red
B	Silver Spur Gel	Silver Spur Gel	Silver Spur Gel	Nassau Blue	Silver Spur Gel	Nassau Blue	Nassau Blue	Silver Spur Gel	Twilight Plus	Black Gel	Gunmetal	Matte Black	Silver Spur Diamond	Silver Spur Microhex	Dark Navy Kixx	Dark Navy Kixx	Blade® PowerPole® Blue	Nassau Blue
C	Grey Matter Gel	Grey Matter Gel	Grey Matter Gel	Black Onyx	Grey Matter Gel	Black Onyx	Black Onyx	Grey Matter Gel	Silver Hologram II	Black Gel	Gunmetal	Matte Black	Storm Shock	Pewter Microhex	Silver Spur Microhex	Silver Spur Microhex	Blade® PowerPole® Black	Grey Matter
D	White Gel	White Gel	White Gel	Charcoal	White Gel	Charcoal	Charcoal	White Gel	Silver Hologram II	Black Gel	Gunmetal	Matte Black	Glacier Weave	Silver Spur Microhex	Charcoal Kixx	Charcoal Kixx	Blade® PowerPole® Black	Charcoal
E	Midnight Star	Firecracker Red Gel	Gunmetal II	Gunmetal II	Midnight Star	Firecracker Red Gel	Firecracker Red Gel	Midnight Star	Silver Hologram II	Black Gel	Gunmetal	Satin Silver	Charcoal Kixx	Storm Shock	Flame Red Bimini	Flame Red Bimini	Blade® Firecracker Decal	Gunmetal II
F	Twilight Plus	Cobalt Gel	Blue Silver	Blue Silver	Twilight Plus	Cobalt Gel	Cobalt Gel	Twilight Plus	Silver Hologram II	Black Gel	Gunmetal	Satin Silver	Shock Jet	Pewter Microhex	Dark Navy Kixx	Dark Navy Kixx	Blade® PowerPole® Black	Blue Silver
G	Midnight Red	Laser Red	White Gel	White Gel	Midnight Red	Laser Red	Laser Red	Midnight Red	Silver Hologram II	Black Gel	Gunmetal	Satin Silver	Glacier Weave	Charcoal Kixx	Regal Red Diamonte	Glacier Weave	Blade® PowerPole® Red	Laser Red
H	Silver Spur Gel	Black Onyx	White Gel	White Gel	Silver Spur Gel	Black Onyx	Black Onyx	Silver Spur Gel	Silver Hologram II	Black Gel	Gunmetal	Satin Silver	Charcoal Kixx	Shock Jet	Glacier Weave	Glacier Weave	Blade® PowerPole® Black	White



FXR APEX: OPTION A



FXR APEX: OPTION B



FXR APEX: OPTION C



FXR APEX: OPTION D



FXR LIMITED: OPTION A



FXR LIMITED: OPTION B



FXR LIMITED: OPTION C



FXR LIMITED: OPTION D



FXR LIMITED: OPTION E



FXR LIMITED: OPTION F



FXR LIMITED: OPTION G



FXR LIMITED: OPTION H

BOATS SHOWN IN PHOTOGRAPHS MAY INCLUDE ADDITIONAL FEATURES NOT INCLUDED IN THE AVAILABLE LIST OF OPTIONS.

Eight different color options to choose from for the ZX250, ZX225, and ZX200 and four different options for the ZX190.

	DECK	DECK STRIPE	DECK PIN	BOW STRIPE	CONSOLE	HULL	HULL STRIPE	HULL PIN	DOUBLE "S"	WATER STRIPE	RUN SURFACE	CARPET	PRIMARY UPHOLSTERY	ACCENT 1 UPHOLSTERY	ACCENT 2 UPHOLSTERY	ACCENT 3 UPHOLSTERY PIPING	TRAILER PINS	TRAILER PINS
ZX250/225/200																		
A	Black Galaxy	Black Onyx	Gunmetal II	White Gel	Black Onyx	Black Onyx	Black Galaxy	Gunmetal II	White Gel	White Gel	Black Gel	Gunmetal	Shock Jet	Charcoal Kixx	Glacier Weave	Glacier Weave	Gunmetal II	White
B	Starfire Plus	Midnight Red	Silver Hologram II	Laser Red	Midnight Red	Midnight Red	Starfire Plus	Silver Hologram II	Laser Red	Laser Red	Black Gel	Gunmetal	Shock Jet	Charcoal Kixx	Regal Red Diamonte	Silver Spur Diamond	Laser Red	Silver Hologram II
C	Twilight Plus	Midnight Star	Blue Silver	Nassau Blue	Midnight Star	Midnight Star	Twilight Plus	Blue Silver	Nassau Blue	Nassau Blue	Black Gel	Gunmetal	Pewter Microhex	Storm Shock	Silver Spur Microhex	Dark Navy Kixx	Nassau	Blue Silver
D	Midnight Red	White Gel	Silver Hologram II	Laser Red	Midnight Red	Midnight Red	Laser Red	Silver Hologram II	White Gel	Laser Red	Black Gel	Gunmetal	Charcoal Kixx	Shock Jet	Mossy Oak Black Tip	Regal Red Diamonte	Laser Red	White
E	Blue Silver	Twilight Plus	Silver Hologram II	Slate Gel	Twilight Plus	Twilight Plus	Blue Silver	Silver Hologram II	Slate Gel	Slate Gel	Black Gel	Gunmetal	Shock Jet	Charcoal Kixx	Silver Spur Diamond	Silver Spur Diamond	Slate	Silver Hologram II
F	Midnight Green	Grey Satin Gel	Silver Hologram II	Black Onyx	Grey Satin Gel	Midnight Green	Lime Green	Silver Hologram II	Black Onyx	Grey Satin Gel	Black Gel	Gunmetal	Charcoal Kixx	Shock Jet	Silver Spur Diamond	Lime Green Silvertex	Lime Green	Grey Satin Gel
G	Midnight Star	Charcoal	Silver Hologram II	Hypnotic Teal	Charcoal	Midnight Star	Charcoal	Silver Hologram II	Hypnotic Teal	Hypnotic Teal	Black Gel	Gunmetal	Storm Shock	Pewter Microhex	Silver Spur Diamond	Charcoal Kixx	Hypnotic Teal	Silver Hologram II
H	Starfire Plus	Starfire Plus	Silver Hologram II	Moondust	Midnight Red	Midnight Red	Starfire Plus	Silver Hologram II	Moondust	Silver Hologram II	Black Gel	Gunmetal	Pewter Microhex	Storm Shock	Silver Spur Diamond	Dark Red Kixx	Moondust	Silver Hologram II
ZX190																		
A	Black Galaxy	White Gel	Gunmetal II	—	Black Galaxy	Black Galaxy	Black Galaxy	Gunmetal II	White Gel	—	Black Gel	Gunmetal	Shock Jet	Glacier Weave	Charcoal Kixx	—	Gunmetal II	White
B	Twilight Plus	Nassau Blue	Blue Silver	—	Midnight Star	Midnight Star	Twilight Plus	Blue Silver	Nassau Blue	—	Black Gel	Gunmetal	Pewter Microhex	Dark Navy Kixx	Storm Shock	—	Nassau	Blue Silver
C	Midnight Green	Black Onyx	Silver Hologram II	—	Grey Satin Gel	Midnight Green	Lime Green	Silver Hologram II	Black Onyx	—	Black Gel	Gunmetal	Charcoal Kixx	Lime Green Silvertex	Shock Jet	—	Lime Green	Grey Satin Gel
D	Starfire Plus	Moondust	Silver Hologram II	—	Midnight Red	Midnight Red	Starfire Plus	Silver Hologram II	Moondust	—	Black Gel	Gunmetal	Pewter Microhex	Dark Red Kixx	Storm Shock	—	Moondust	Silver Hologram II



ZX250 / 225 / 200: OPTION A



ZX250 / 225 / 200: OPTION B



ZX250 / 225 / 200: OPTION C



ZX250 / 225 / 200: OPTION D



ZX250 / 225 / 200: OPTION E



ZX250 / 225 / 200: OPTION F



ZX250 / 225 / 200: OPTION G



ZX250 / 225 / 200: OPTION H



ZX190: OPTION A



ZX190: OPTION B



ZX190: OPTION C



ZX190: OPTION D

BOATS SHOWN IN PHOTOGRAPHS MAY INCLUDE ADDITIONAL FEATURES NOT INCLUDED IN THE AVAILABLE LIST OF OPTIONS.

Eight different color options to choose from for the Solera 205 and Solera 189.

	DECK	DECK STRIPE	DECK PIN	BOW STRIPE	CONSOLE 1	HULL	HULL STRIPE	HULL PIN	DOUBLE "S"	RUN SURFACE	CARPET	PRIMARY UPHOLSTERY	ACCENT 1 UPHOLSTERY	ACCENT 2 UPHOLSTERY	TRAILER PINS
A	Charcoal	White Gel	Silver Hologram II	Midnight Red	Charcoal	Charcoal	White Gel	Silver Hologram II	Midnight Red	Black Gel	Gunmetal	Pewter Microhex	Silver Spur Microhex	Dark Red Kixx	Silver Hologram II
B	Charcoal	Gunmetal II	Silver Hologram II	Nassau Blue	Gunmetal II	Charcoal	Gunmetal II	Silver Hologram II	Nassau Blue	Black Gel	Gunmetal	Silver Spur Diamond	Dark Navy Kixx	Pewter Microhex	Silver Hologram II
C	Gunmetal II	Charcoal	Silver Hologram II	Black Galaxy	Gunmetal II	Charcoal	Gunmetal II	Silver Hologram II	Black Galaxy	Black Gel	Gunmetal	Silver Spur Microhex	Pewter Microhex	Charcoal Kixx	Silver Hologram II
D	Black Onyx	Laser Red	Silver Hologram II	Gunmetal II	Black Onyx	Gunmetal II	Gunmetal II	Silver Hologram II	Laser Red	Black Gel	Gunmetal	Jet Shock	Storm Shock	Regal Red Diamonte	Silver Hologram II
E	Charcoal	Gunmetal II	Silver Hologram II	Midnight Red	Gunmetal II	Gunmetal II	Midnight Red	Silver Hologram II	Charcoal	Black Gel	Gunmetal	Jet Shock	Pewter Microhex	Charcoal Kixx	Silver Hologram II
F	White Gel	Blue Silver	Silver Hologram II	White Gel	Gunmetal II	Blue Silver	Gunmetal II	Silver Hologram II	White Gel	White Gel	Gunmetal	Storm Shock	Glacier Weave	Dark Navy Kixx	Silver Hologram II
G	Moondust	Gunmetal II	Silver Hologram II	Gunmetal II	Moondust	Black Onyx	Moondust	Silver Hologram II	Gunmetal II	Black Gel	Gunmetal	Pewter Microhex	Jet Shock	Dark Red Kixx	Silver Hologram II
H	Charcoal	Black Onyx	Silver Hologram II	Moondust	Charcoal	Moondust	Black Onyx	Silver Hologram II	Charcoal	Silver Spur Gel	Gunmetal	Silver Spur Microhex	Pewter Microhex	Dark Red Kixx	Silver Hologram II



SOLERA 205 / 189: OPTION A



SOLERA 205 / 189: OPTION B



SOLERA 205 / 189: OPTION C



SOLERA 205 / 189: OPTION D



SOLERA 205 / 189: OPTION E



SOLERA 205 / 189: OPTION F



SOLERA 205 / 189: OPTION G



SOLERA 205 / 189: OPTION H

FX^R SELECT COLOR RULES

Choose the custom color combination you've always dreamed of. Select "Build My Skeeter" at SkeeterBoats.com. Print it out, and find a dealer near you.

COLOR RULES FOR FXR21 / FXR20



- 1 Hull Pins** = Deck Pin, Console Pins & Accent Pins (Any Flake)
- 2 Hull** = Interior Deck & Outside Console (Any Flake or White, Grey Satin)
- 3 Hull Stripe** = Deck Stripe, Deck Accents & Inside Console (Any Flake or White, Grey Satin, Silver Spur Gel)
- 4 Hull Stripe Accent** = Deck Stripe Accent & Pro Stripe (Any Flake or White, Grey Satin, Silver Spur Gel)
- 5 Run Surface** = Black, White, Grey Satin or Silver Spur Gel
- 6 Upholstery Piping** = Selectable - Silver Spur Microhex, Pewter Microhex, Silver Spur,

Diamond, Glacier Weave, Blue Grey Silvertex, Regal Red Diamonte, Lime Green Silvertex, Dark Navy Kixx, Dark Red Kixx, Charcoal Kixx, Glacier Weave, Jet Shock, Storm Shock, Thunder Shock

- 7 Upholstery Vinyls** = Silver Spur Microhex, Pewter Microhex, Silver Spur, Diamond, Glacier Weave, Blue Grey Silvertex, Regal Red Diamonte, Lime Green Silvertex, Dark Red Kixx, Dark Navy Kixx, Charcoal Kixx, Jet Shock, Storm Shock, Thunder Shock

- 8 Primary Vinyl Exclusions** = Blue Grey Silvertex, Regal Red Diamonte & Lime Green Silvertex

- 9 Fender** = Any Flake

UPHOLSTERY

Rough water and extreme weather conditions won't hold you back from a comfortable and smooth ride. Designed to look good and last long, Skeeter's custom seating is designed with quality upholstery vinyls sourced in the U.S.A. This material offers abrasion resistance, UV resistance for up to 1,000 hours, mildew resistance, is fire retardant and can withstand cold cracking to -10°F. Our premium quality thread is resistant to rot and decay and is guaranteed to last the lifetime of the upholstery.

P Primary **A-1** Accent Upholstery 1 **A-2** Accent Upholstery 2 **A-3** Piping



FXR20



BOAT COLORS

COLORS DETAILED BELOW ARE FROM FXR20 FISHING PHOTO FEATURED ON PAGE 21.

BOAT	HULL	STRIPE	STRIPE ACCENT	PRO STRIPE	INTERIOR DECK	DECK ACCENT	INSIDE CONSOLE	DECK ACCENT PINS	RUN SURFACE	CARPET	EMBLEMS	PRIMARY UPHOLSTERY	ACCENT 1	ACCENT 2	ACCENT 3	TRAILER PINS
FXR20	Twilight Plus Flake	Blue Silver Flake	Twilight Plus Flake	Twilight Plus Flake	Twilight Plus Flake	Blue Silver Flake	Blue Silver Flake	Silver Hologram Flake	Black Gel	Gunmetal	Satin Silver	Jet Shock	Pewter Microhex	Dark Navy Kixx	Dark Navy Kixx	Blue Silver Flake

COLOR DESIGN GUIDE

Whether it's the colors of your favorite college or professional sports team, the color of your pick-up truck or simply the boat bling to impress, Skeeter offers a wide range of options. Gunmetal? Got it. Laser Red? Check. How about Nassau Blue? Done. Be bold with our synthetic poly-flake that resists migration through the clear gel top coat and provides a smoother, longer lasting finish. From the hull to the deck. From the seats to the stripes. Select "Build My Skeeter" at SkeeterBoats.com and build your next bass fishing machine.

BUILD MY SKEETER

Create the boat of your dreams today
by visiting SkeeterBoats.com




POLY-FLAKE



GEL-COAT



CARPET COVER



VINYL



**Non-Decalable Vinyl



YOU COULD

WIN BIG!

Visit SkeeterBoats.com > Owners > Real Money
for more information and to register.

SKEEETER **BUILT**[®] PERFORMANCE TRAILERS

STANDARDS AND OPTIONS

	FXR21 APEX	FXR20 APEX	FXR21 LIMITED	FXR20 LIMITED	FXR21	FXR20	ZX250	ZX225	ZX200	ZX190	SOLERA 205	SOLERA 189
Skeeter Built® FXR Touring Trailer w/ Tuff Coat, Channel Frame, FRP Fenders w/Steps, Tandem Axle & Brakes-Both Axles	S	S	S	S	S	S	NA	NA	NA	NA	NA	NA
Skeeter Built® Trailer w/Tuff Coat, Channel Frame, Steel Fenders, Tandem Axle w/Brakes-Both Axles	NA	NA	NA	NA	NA	NA	S	S	S	0	S	0
Skeeter Built® Trailer w/Tuff Coat, Channel Frame, Steel Fenders, Single Axle w/ Disc Brakes	NA	NA	NA	NA	NA	NA	NA	NA	NA	S	NA	S
Steel Tuff Coat Fenders	NA	NA	NA	NA	NA	NA	S	S	S	S	S	S
Torsion Axle(s)	S	S	S	S	S	S	S	S	S	S	S	S
Swing-Away Tongue	S	S	S	S	S	S	S	S	S	S	S	S
Tongue Step	S	S	S	S	S	S	S	S	S	S	S	S
Bow Step Ladder	S	S	S	S	S	S	S	S	S	NA	NA	NA
Winch Post Ladder	NA	NA	NA	NA	NA	NA	NA	NA	NA	NA	0	0
Fulton® F2 Jack-Stand & Winch	S	S	S	S	S	S	S	S	NA	NA	S	S
Fulton® XLT Jack-Stand & Winch	NA	NA	NA	NA	NA	NA	NA	NA	S	S	NA	NA
Ratchet Tie Downs	S	S	S	S	S	S	S	S	S	NA	S	S
Backup Lights	S	S	S	S	S	S	S	S	S	0	0	0
Skeeter Cutouts	NA	NA	NA	NA	NA	NA	S	S	S	S	S	S
Skeeter Tie Downs	NA	NA	NA	NA	NA	NA	NA	NA	NA	S	NA	NA
Spare Tire with Carrier	S	S	S	S	S	S	S	S	S	S	S	S
Custom Lighting	S	S	S	S	S	S	NA	NA	NA	NA	NA	NA
14" Black Aluminum Wheels	NA	NA	NA	NA	NA	NA	S	S	S	S	S	0
18" Aluminum Wheels	S	S	S	S	S	S	NA	NA	NA	NA	NA	NA
14" Silver Aluminum Wheels	NA	NA	NA	NA	NA	NA	NA	NA	NA	NA	NA	S

S Standard Feature O Optional Feature NA Not Available

FXR TRAILER

Sleek, stylish and built to last with the functional features you need.

The Skeeter FXR Series trailer features euro-step composite fenders, swing-away tongue, tandem independent torsion axles with brakes on both axles, tongue step, custom side step, LED lights, precision digital wheel alignment and more.



LED LIGHTS

Style matches function with bright LED lights sealed to lock out the elements and protect your bulbs and wiring from exposure while underwater.



TONGUE STEP

Step up with ease thanks to our convenient non-slip tongue step for a dry launch.



INDEPENDENT TORSION AXLES

Each trailer wheel features a sealed, independent suspension for a smooth ride with much less maintenance than traditional leaf spring systems.



SWING-AWAY TONGUE

For added convenience, our swing-away tongue snaps back for tighter storage and increased safety.



DIGITAL WHEEL ALIGNMENT

Every Skeeter Built® Trailer is built to an exacting alignment standard to maximize tire life and towing efficiency and minimize tow vehicle tire wear and drive-line loads.



EURO-STEP COMPOSITE FENDERS

Add distinct style to your ride with fenders that complement the color of your FXR Series boat.

Durability. Style. Ease of handling.

We want your boat to look as good out of the water as it does in the water. Skeeter combines durability, style and ease of use in our trailers, with top-of-the-line features such as non-skid tongue steps, sealed LEDs and independent torsion axles—complementing any tow vehicle.

CUSTOM WHEEL OPTIONS

Skeeter offers several wheel options, so it's easy to upgrade and create a style all your own. From sporty to sophisticated—you decide.




**FXR APEX
18" ALUMINUM RIM**



**FXR LIMITED/FXR
18" ALUMINUM RIM**



**ZX/SOLERA 205
14" ALUMINUM RIM**



**SOLERA
14" ALUMINUM RIM**

OWNERS' TOURNAMENT YOU'RE OFFICIALLY INVITED TO A FISHING FAMILY REUNION.

Skeeter's 27th annual Owner's Tournament will again be held at famous Lake Fork on June 11th-14th, 2020. Join thousands of Skeeter owners from across the country; including those who run bass, deep-v, and bay boats; for fun, fishing, food and entertainment. There is something for every member of the family. Join us this summer and fish with a chance to win over \$200,000 in cash and prizes!

Eat. Sleep. Fish.



Chance to win up to **\$200,000** in cash and prizes!

Mark your calendar now and plan to join us. Go to skeeterboats.com for details.



JUNE 11-14, 2020
LAKE FORK, TX



APPAREL

Tell the world you love the good life.

Our full line of Skeeter apparel, headwear, gear for men, women and children is great looking and durable, just like everything with the Skeeter name. To see our full selection shop online at **SkeeterBoats.com**. Got a question? Please email **orders@skeeterapparel.com**



BASS® AND SKEETER
The perfect association.

Skeeter is proud of its long-standing partnership with the Bass Anglers Sportsman's Society – both being strong stewards for bass fishing globally, and providing opportunities for novice, recreational and professional anglers to take their fishing to the next level. As the official boat sponsor of BASS®, Skeeter encourages its family to support our industry by joining BASS®. We've yet to find a better fishing buddy!

BASS

2020 CATALOG



SKEETER
PERFORMANCE FISHING BOATS

SKEETER PRODUCTS, INC.
ONE SKEETER ROAD
KILGORE, TX 75662
(903) 984-0541
SKEETERBOATS.COM

FXR, ZX and SOLERA are trademarks of Skeeter Products, Inc. This document contains many of Skeeter's valuable trademarks. It may also contain trademarks belonging to other companies. Any references to other companies or their products are for identification purposes only, and are not intended to be an endorsement. © 2020 Skeeter Products, Inc. All rights reserved. Skeeter is pleased to participate in the Discover Boating® program which helps introduce people to the boating lifestyle and to help them find the boat that is right for them. Remember to observe all applicable boating laws. Never drink and drive. Dress properly with a USCG approved flotation device and protective gear. Visit DiscoverBoating.com to learn more. Due to Skeeter's ongoing commitment to product improvement, we reserve the right to change without notice, equipment, materials, or specifications.



SKEETER IS PROUD TO BE
A YAMAHA COMPANY.

CONNECT WITH SKEETER ONLINE FOR PRODUCTS, VIDEOS, SPECS AND MORE.



www.facebook.com/skeeterteam



www.instagram.com/skeeter_boats



www.twitter.com/SkeeterTeam



www.youtube.com/skeeterteam